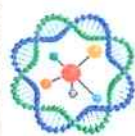


To: Assistant Schools Division Superintendent
Chief Education Supervisors
Education Program Supervisors
Public Schools District Supervisors
Public and Private School Heads
All Others Concerned

Attached is the ISOCSEA National Round Test Guidelines 2025, for further details and inquiries.

In compliance with DepEd Order No. 8 s. 2013, this Division Advisory is issued not for endorsement per D.O. 28 s. 2001 only for the information of DepEd Officials, personnel as well as the concerned public.

CI2/ci29
August 11, 2025



ISOCSEA

INTERNATIONAL SCIENCE OLYMPIAD COMPETITION OF SOUTHEAST ASIA

ROUND 2

EXAMINATION SCHEDULE

August 16, 2025 | Sat

BATCH 1

8:30 AM

ORIENTATION

9:00 AM

PRIMARY 1, 2, 3, and 4

BATCH 2

11:00 AM

ORIENTATION

11:30 AM

PRIMARY 5, 6, and SECONDARY 1

BATCH 3

1:30 PM

ORIENTATION

2:00 PM

SECONDARY 2, 3, and 4

BATCH 4

4:00 PM

ORIENTATION

4:30 PM

SENIOR SECONDARY

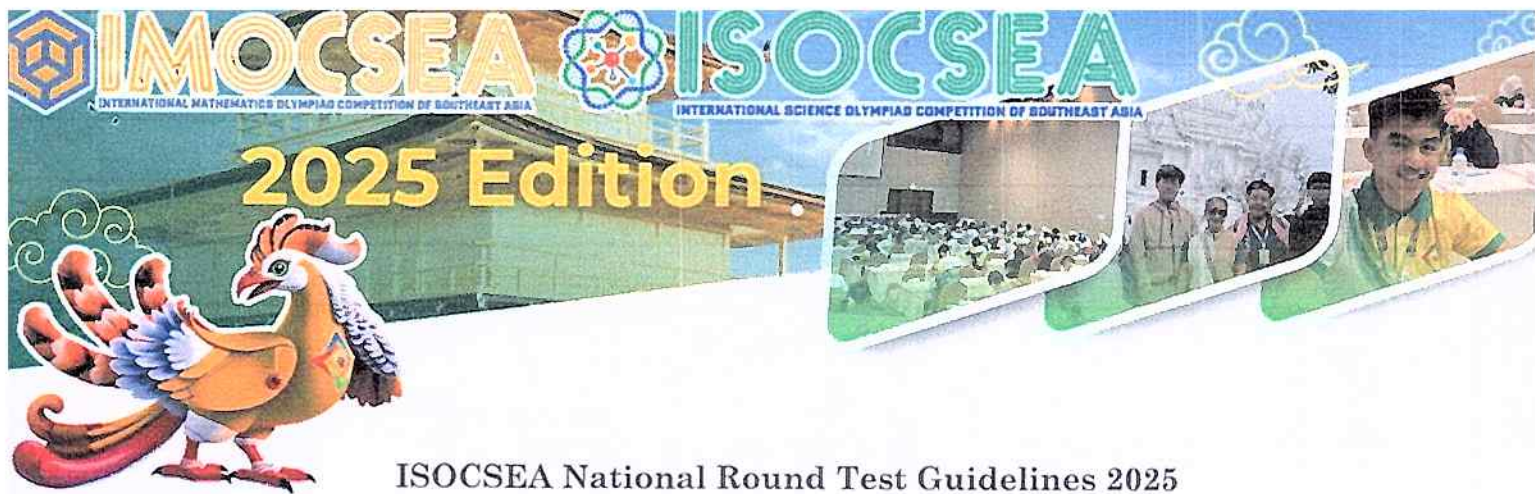


www.glowinc.org



glowinc.secretariat@gmail.com

#GLOWexcellence



ISOCSEA National Round Test Guidelines 2025

| Before the Examination:

1. Provide a functional Gmail account.
2. You will receive the examination details and Zoom links few days before the schedule date of the exam. **IMPORTANT: Use two separate gadgets, one for the examination and another one for Zoom.**

Batch 1

8:00 AM – Zoom Opens

8:30 AM - Orientation

9:00 AM - 10:30 AM - Primary 1, 2, 3, and 4

Zoom link:

Topic: ISOCSEA NR Batch 1


Time: Aug 16, 2025 08:00 AM Asia/Manila

Join Zoom Meeting

<https://us06web.zoom.us/j/86558393106?pwd=hxnh5rR9joS1ax9dHTTbVOvXbp0YDW.1>

Meeting ID: 865 5839 3106

Passcode: 639207



Batch 2

10:30 AM – Zoom Opens

11:00 AM - Orientation

11:30 AM - 1:00 PM - Primary 5, Primary 6, and Secondary 1

Zoom link:

Topic: ISOCSEA NR Batch 2

Time: Aug 16, 2025 10:30 AM Asia/Manila

Join Zoom Meeting

<https://us06web.zoom.us/j/82777675127?pwd=Vp3XONpcu6tRqmR291hYatu3SZ2NSS.1>

Meeting ID: 827 7767 5127

Passcode: 788139

Batch 3

1:00 PM - Zoom Opens

1:30 PM - Orientation

2:00 PM-3:30 PM - Secondary 2, 3, and 4

Zoom Link:

Topic: ISOCSEA NR Batch 3


Time: Aug 16, 2025 01:00 PM Asia/Manila

Join Zoom Meeting

<https://us06web.zoom.us/j/85303540086?pwd=avoJGEk2JGGvPYobwnDnmJeZ5fTH9o.1>

Meeting ID: 853 0354 0086

Passcode: 450067



Batch 4

3:30 PM – Zoom Opens

4:00 PM - Orientation

4:30 PM–6:00 PM - Senior Secondary

Zoom Link:

Topic: ISOCSEA NR Batch 4

Time: Aug 16, 2025 03:30 PM Asia/Manila

Join Zoom Meeting

<https://us06web.zoom.us/j/82329207601?pwd=ZalyVl1rVpItnl0FnmegVjcoqdXG4C.1>

Meeting ID: 823 2920 7601

Passcode: 396863


3. Check your email and find the examination link from **QUILGO** at least one day before the National Round. If you did not receive, contact glowinc.sercetariat@gmail.com.

4. A separate link for **MOCK TEST** will be sent prior to the National Round via email. Answer the Mock Test before the examination to familiarize the test platform.

5. **Secure a stable internet connection.** We don't want the examiners to get low score for not taking it on time due to unstable internet connectivity.

6. If you are using Mac laptops, use Safari as your web browser to open the test platform. Webcam will be required during the exam, secure one.

7. ISOCSEA Coverage: FIVE (5) CATEGORIES namely: BIOLOGY, CHEMISTRY, PHYSICS, EARTH & ENVIRONMENTAL SCIENCES, and SPACE SCIENCES.




During the Examination:

1. Be in the Zoom room 30 minutes before the examination schedule. Rename your screen this way: Grade Level-Complete Name [PRIMARY 2-ANTON REYES].
2. Take the test **70 minutes for ISOCSEA**.
3. The examination can be opened exactly on the time scheduled. The timer will start at the same time. You will see a counter on top of your screen on the test interface.
4. The test is also accompanied by remote proctoring. The system will ask you to click full screen.
6. Switching screen tabs, browsing online sites, opening social media sites and the like can be detected and is prohibited during the exam. Any form of cheating will not be condoned.
7. You are **NOT ALLOWED** to use any calculating device during the test proper.
8. Your video will be evaluated after the examination. We encourage you to avoid unnecessary actions that may lead to disqualifications. Once found, the examiner will automatically give you a zero score.
9. When you need to communicate with the proctor, use the Zoom chat box instead of your microphone. Mute your microphone at all times.
10. **IMPORTANT:** Make sure to **SUBMIT** your test before the **TIME** lapses. Failure to do so will automatically set your score to zero.

| After the Examination:

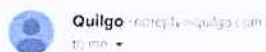
1. Leave the zoom room silently.
2. Result will be sent via email a week after the examination.



General Instructions in Taking ISOCSEA Online

STEP 1:

Open your email **Inbox/Spam/Update Folder** and look for the email from **QUILGO**.



8:02 PM · 10 minutes ago · ☆ ↶ ⋮

SENIOR SECONDARY - ISOCSEA MOCK TEST

Sender: **GLOW Philippines** - glowinc.sec@gmail.com


Dear Examinee, Greetings from your Glow, Inc. Team. We are pleased to send you the ISOCSEA 2025 Mock Test. Please take note of the guidelines found in the form. Good luck!

This is a mock test only. This test is accessible anytime until July 11, 2025, at 11:59 PM.

[Open your test](#)

Click the **"OPEN YOUR TEST"** button.

Note: Make sure that your form has the right grade before you proceed. If you are assigned with the wrong grade level, kindly inform glowinc.secretariat@gmail.com.



Step 2:

Once you **Open your test** you will be directed to this page. Make sure to check the time. For ISOCSEA you are given 70 minutes to finish the test and 5 minutes to pass it. Click the **START** button to proceed.

SENIOR SECONDARY - ISOCSEA MOCK TEST

glowinc.secretariat@gmail.com

🕒 75 min, No overtime allowed


⚠️ **IMPORTANT!** This form will be automatically closed when time is over. Your answers will be **LOST** if you don't submit the form in time. Please make sure to submit your answers before time runs out.

Deadline 🕒 12:00 AM

Start



Watch a tutorial video



Step 3:


Click the **PROVIDE ACCESS TO CAMERA**. In case you cannot proceed, go to the **settings** of your device and allow access to your camera. If you cannot proceed after changing the setting, try to use another device for the test.

Camera & Screen tracking is enabled for this form

The owner of this form has enabled the camera and screen tracking feature.
Here is how it works:

- You will need to provide access to your camera and screen.
- Snapshots from your camera and screen will be taken while filling the form.
- The snapshots will be sent to Quilgo, processed and stored.
- The form sender will be provided with a report which may include the snapshots.
- Only the form sender will have access to the reports and the snapshots.

Provide access to camera




Step 4:

If your camera setting is all fine, you will be directed to this window. Click **PROVIDE ACCESS TO SCREEN.**

Almost done

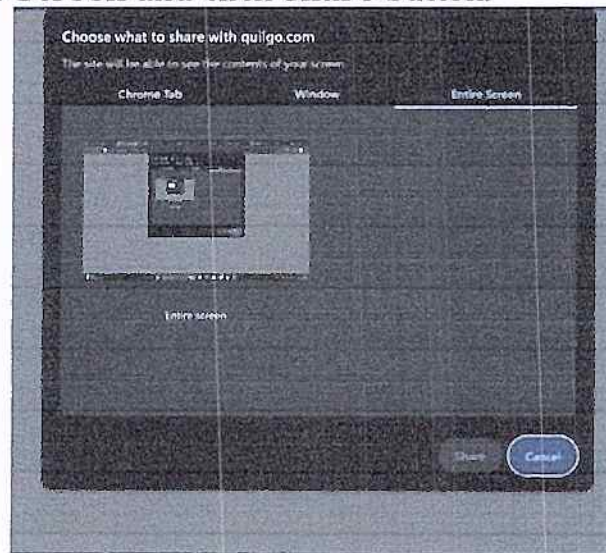
Now please provide access to your screen

Provide access to screen



Step 5:


Choose **Entire Screen** and click **Share** button.




Step 6:

Please make sure you see yourself and your screen until you see the **"All good, open the form"** button. Click the button and start the test.

Please make sure you see yourself
and your screen






Step 7:

Read the instructions. You can also see your remaining time at the topmost part of the form.

🕒 01:14:47




SENIOR SECONDARY - ISOCSEA MOCK TEST

Examination Guidelines:

This is the Mock Test for ISOCSEA Senior Secondary

Before answering the test, kindly read through the following guidelines:

1. You have 75 minutes to finish the test.
2. This test covers Biology, Chemistry, Physics, Earth & Environmental Science, and Space Sciences.
3. This test has one part: Multiple Choice Questions (20 MCQs) are worth 4 marks each. No point shall be deducted for incorrect answer.
4. You are NOT ALLOWED to use any calculating device during the test proper.



Step 8:

Provide the necessary information (Name and Email), then click NEXT.

Email *

Your email

Name:

(WARNING: Your test will be invalid if you will not write your complete name.

Write your name in this manner: First Name Middle Initial Last Name.)

Example: John G. Smith.

Your answer


Complete Name of School: *

Your answer

[Next](#)


[Clear form](#)


Never submit passwords through Google Forms.



Step 9:

Take the test. Click the circle of your choice. Make sure that you have clicked it before proceeding to the next questions. You can also skip a particular question in case you need more time to answer it. Make sure to go back to the questions that you skipped and review your answer before submitting your test. Check the time counter on top of your screen.

 01:13:06

**MOCK TEST**


SENIOR SECONDARY - ISOCSEA MOCK TEST

glowinc.secretariat@gmail.com [Switch account](#)

* Indicates required question

PART I – 4 points for each correct answer.

1. In a report by the Department of Health (DOH) of the Philippines, the cases of measles in the country have skyrocketed to almost 300% by January 1 to October



Step 10:

Click the **Submit** button if you are done reviewing the test.

Warning!!!

Do not change the code written in the Quilgo Submission ID.

Submit the test 2 minutes before the time ends. Your answers will not be recorded if you **FAIL** to submit the test.

Quilgo Test ID *

This question is filled automatically 🗨 DO NOT EDIT OR REMOVE

⬇ Skip this question ⬆

Back **Submit** Clear form

Never submit passwords through Google Forms.

This content is neither created nor endorsed by Google - [Contact form owner](#) - [Terms of Service](#) - [Privacy Policy](#)

Does this form look suspicious? Report

Your test was submitted.

How to get results